

iLab - Quick Start Guide for PI's (new lab)

CTG uses iLab to manage your sequencing service orders. In iLab, you and the other members of your group can inquire for project consultation and price quotes and initiate a project from our range of library preparation and sequencing services.

In iLab users are connected to one or more research groups called *Labs*. Each Lab is led by a PI (Principal Investigator), that is your group leader. Your group at Lund University is described as the name of your *PI* followed by “(LU) *Lab*”.

How to get started using iLab


To get started using iLab, you first need to

- Activate your account (using your LUCAT id)
- Request (temporary) membership in the “*Admin (LU) lab*”
- CTG can now proceed and generate your group in iLab

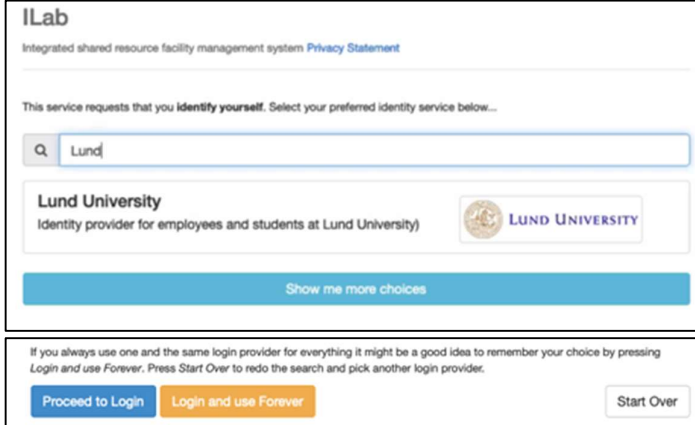
1. Go to the iLab Lund University login page at:

<https://lund.ilab.agilent.com>

2. Click “Sign in using *SWAMID* credentials ”



3. The first time you login you need to specify your university. Search for “*Lund University*”, select it, and click “*Proceed to Login*”.



iLab
Integrated shared resource facility management system [Privacy Statement](#)

This service requests that you **identify yourself**. Select your preferred identity service below...

Q Lund

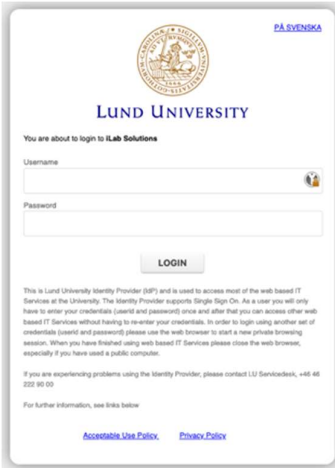
Lund University
Identity provider for employees and students at Lund University

[Show me more choices](#)


If you always use one and the same login provider for everything it might be a good idea to remember your choice by pressing **Login and use Forever**. Press **Start Over** to redo the search and pick another login provider.

[Proceed to Login](#) [Login and use Forever](#) [Start Over](#)

- You will now be prompted to provide your LUCAT username and password.
Enter your username without **@u.se** at the end.



[PA SVENSKA](#)


LUND UNIVERSITY

You are about to login to **iLab Solutions**

Username

Password

[LOGIN](#)

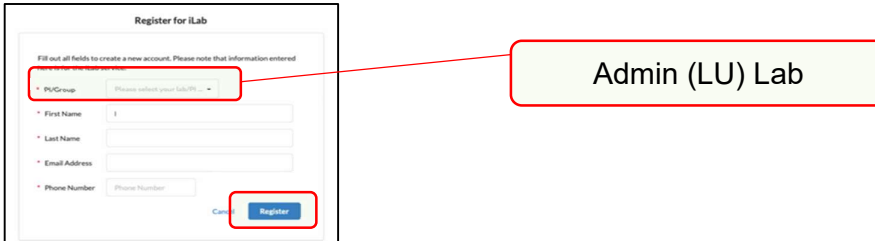
This is Lund University Identity Provider (IdP) and is used to access most of the web based IT Services at the University. The Identity Provider supports Single Sign On. As a user you will only have to enter your credentials (username and password) once and after that you can access other web based IT Services without having to re-enter your credentials. In order to login using another set of credentials (username and password) please use the web browser to start a new private browsing session. When you have finished using web based IT Services please close the web browser, especially if you have used a public computer.

If you are experiencing problems using the Identity Provider, please contact IT Servicecenter, +46 40 222 90 00

For further information, see links below

[Acceptable Use Policy](#) [Privacy Policy](#)

- The first time you log in, you need to populate some personal questions. In the **"PI/Group"** field, please locate the **"Admin (LU) Lab"**. Then click **"Register"** to continue.



Register for iLab

Fill out all fields to create a new account. Please note that information entered here is for the **first time** only.

* **PI/Group** [Admin \(LU\) Lab](#)

* First Name

* Last Name

* Email Address

* Phone Number

[Cancel](#) [Register](#)

- After this step, please contact us by email. Your account is now activated, and we can proceed with creating your research group profile in iLab. You should receive an email when this process is complete.